







Manifold System

List Price Manifold
 MANIFOLD042024
 Effective April, 18, 2026

Part Number	SAP Code	Product Description	Box Qty	Pallet Qty	List Price
-------------	----------	---------------------	---------	------------	------------








1" Manifold System

	301-010	100026337	1 TEE SWVL/MPT/SWVL MANIFOLD	25	6750	17.92
	301-011	100026341	1 TEE SL/MPT/SWVL MANIFOLD	20	5400	17.76
	301-010-2	100026338	1 TEE DOUBLE SWIVEL OUTLET MANIFOLD	25	3000	35.01
	301-010-3	100026339	1 TEE TRIPLE SWIVEL OUTLET MANIFOLD	25	2250	52.50
	301-010-4	100026340	1 TEE QUAD SWIVEL OUTLET MANIFOLD	25	1875	69.86
	306-009	100026342	1 ELL MPT/SWVL MANIFOLD	25	6750	15.32
	306-010	100026343	1 ELL SWVL/SWVL MANIFOLD	25	6750	16.90
	306-011	100026344	1 ELL SL/SWVL MANIFOLD	25	6750	14.75
	320-010	100026345	1 CROSS SWVL/MPT/SWVL/SWVL MANIFOLD	15	4050	23.79



Manifold System

List Price Manifold
 MANIFOLD042024
 Effective April, 18, 2026

	Part Number	SAP Code	Product Description	Box Qty	Pallet Qty	List Price
	329-007	100026347	COUPLING 3/4 SLIP/1 SWVL MANIFOLD	50	13500	10.37
	329-010	100026349	1 COUPL SWVL/SWVL MANIFOLD	50	13500	12.72
	329-011	100026350	1 COUPL SL/SWVL MANIFOLD	40	10800	10.37
	332-010	100026353	1 MA SWVL/O-RING MPT MANIFOLD	50	13500	11.67
	334-010	100026356	1 MA SWVL/MPT MANIFOLD	50	13500	11.24
	335-007	100026359	1 SWVL X 3/4 INSERT MANFLD	50	13500	9.70
	335-010	100026360	1 SWVL X 1 INSERT MANFLD	50	13500	9.87





Manifold System

List Price Manifold MANIFOLD042024 Effective April, 18, 2026
--

	Part Number	SAP Code	Product Description	Box Qty	Pallet Qty	List Price
	348-010	<u>100026361</u>	1 CAP FPT W/O-RING, MANIFOLD	100	27000	3.92
	Z08303	100026333	1 NIPPLE FOR PLAS THD/GY MANIFOLD	75	20250	4.14
	08303-131	100026334	1X3/4 NIPPLE FPR PLAS THD/GY MANIFOLD	75	20250	4.63

1-1/2" & 2" Manifold System

	332-015	100026354	1-1/2 MA MPT/SWVL MANIFOLD	20	5400	18.42
	332-020	100026355	2 MA MPT/SWVL MANIFOLD	20	5400	22.99
	350-015	100026362	1-1/2 PLUG O-RING MPT MANIFOLD	25	6750	5.31
	350-020	100026363	2 PLUG O-RING MPT MANIFOLD	25	6750	5.87